



SHE'S ALICE CATALOGUE | 2018

# EASY FIT

## SHIRTS



SHE'S ALICE created by Alice Madisha and Leago Selahle, two young women from different male dominated sectors namely mining and construction.

Prices of all clothing in the catalogue is available on request

01 | LADIES PLAIN WHITE END-ON-END | A CLASSIC PLAIN WHITE SHORT-SLEEVE SHIRT  
PRICES AVAILABLE ON REQUEST

02 | LADIES NAVY BLUE END-ON-END | A CLASSIC NAVY BLUE SHORT-SLEEVE SHIRT

03 | LADIES RED END-ON-END | A CLASSIC RED SHORT-SLEEVE SHIRT

04 | LADIES STRETCHY JEAN END-ON-END | A CLASSIC STRETCHY JEAN SHORT-SLEEVE SHIRT

05 | LADIES PLAIN WHITE END-ON-END | A CLASSIC PLAIN WHITE LONG-SLEEVE SHIRT

06 | LADIES NAVY BLUE END-ON-END | A CLASSIC NAVY BLUE LONG-SLEEVE SHIRT

07 | LADIES RED END-ON-END | A CLASSIC RED LONG-SLEEVE SHIRT

08 | LADIES STRETCHY JEAN END-ON-END | A CLASSIC STRETCHY JEAN LONG-SLEEVE SHIRT

01	02	03	04
XS S M L XL 2XL	XS S M L XL 2XL	XS S M L XL 2XL	XS S M L XL 2XL



05	06	07	08
XS S M L XL 2XL	XS S M L XL 2XL	XS S M L XL 2XL	XS S M L XL 2XL



# EASY FIT

## SHIRTS



01



Both Alice and Leago being passionate about fashion realized they had the same challenges in terms of maneuvering from office/boardroom to project and other building sites, without having to carry extra safety clothing or compromising style.

The entire range is PPE compliant and is targeted at women who alternate between work office and field/site offices.

Whether you are in mining and construction management, project managers, construction and mining PA's, clerks, mining store personnel, workshop personnel, procurement personnel, planners and female employees who work in mine surface areas this range is perfect for all of these occupations.

02



Additionally business sales representatives will find this range adaptable for all environments.

The ladies shirts are an easy fit and comfortable to wear. Classy enough for wearing in the office or in the boardroom. The shirts are easily adaptable to transition into safety shirts with reflective bands for wearing on site.

Available in a summer and winter range in four colours, white, navy blue, red and stretchy jean.



# WORKWEAR

## WORKSUIT/OVERALL



She's Alice's range of workwear is easily convertible from a worksuit to an overall suited for wearing on any type of construction or mining site.

01 | LADIES WORKSUIT/  
OVERALL - SIZE 32, 34, 36,  
38, 40, 42

02 | LADIES WORKSUIT/  
OVERALL - SIZE 32, 34, 36,  
38, 40, 42

03 | LADIES WORKSUIT/  
OVERALL - SIZE 32, 34, 36,  
38, 40, 42

01



04



02



03



05



# WORKWEAR



## WORKSUIT/OVERALL

This workwear range is comfortable to work in and the style is in a feminine fit.

The worksuit/overall has been designed with a middle zipper to separate the top and bottom pieces.

The worksuit/overall is easily convertible from long sleeves to short sleeves.

The workwear easily switches to a safety overall with reflective band as required.

The workwear is available in 3 colors (stretchy jean, navy blue & pink).

This range of clothing is compliant with the minimum PPE standards.

01



02



03














04



# CLASSIC WEAR

## WAISTCOATS



01	02	03	<p>She's Alice's range of waistcoats work equally well in the office as well as on a construction, mining or similar site.</p> <p>01   LADIES WAISTCOAT AVAILABLE IN SIZES 32, 34, 36, 38, 40, 42</p> <p>02   LADIES WAISTCOAT AVAILABLE IN SIZES 32, 34, 36, 38, 40, 42</p> <p>03   LADIES WAISTCOAT AVAILABLE IN SIZES 32, 34, 36, 38, 40, 42</p> <p>04   LADIES WAISTCOAT AVAILABLE IN SIZES 32, 34, 36, 38, 40, 42</p> <p>05   LADIES WAISTCOAT AVAILABLE IN SIZES 32, 34, 36, 38, 40, 42</p> <p>06   LADIES WAISTCOAT AVAILABLE IN SIZES 32, 34, 36, 38, 40, 42</p>
			
32 34 36 38 40 42	32 34 36 38 40 42	32 34 36 38 40 42	
			
04	05	06	<p>05   LADIES WAISTCOAT AVAILABLE IN SIZES 32, 34, 36, 38, 40, 42</p> <p>06   LADIES WAISTCOAT AVAILABLE IN SIZES 32, 34, 36, 38, 40, 42</p>
			
32 34 36 38 40 42	32 34 36 38 40 42	32 34 36 38 40 42	
			
07	08	09	
			
32 34 36 38 40 42	32 34 36 38 40 42	32 34 36 38 40 42	
			



# CLASSIC WEAR



## WAISTCOATS

She's Alice's range of waistcoats are designed in a comfortable feminine style and fit.

The range which is in a classy look for an office/boardroom image is reversible for an easy switchover from the office/boardroom to site.

The waistcoats are available in 3 colors (navy blue, beige & maroon)

This range is compliant with the PPE minimum safety standards.

01



02



03



04



05



06



07



08



09



